



User Manual / Setup instructions: **be lenka 4ever** Carriers with classic straps

This carrier is designed for carrying babies from EU size 62 to 104 and has a load capacity of up to 20kg. (approximately three months to 3-year-olds)



1.

Adjust the width between the legs using the strings attached according to the baby's size. The smaller the baby more you need to tighten. Tie a double knot.



2.

Adjust the height of the backrest (the top of the backrest should be approximately halfway up to the baby's head) by tightening the back straps, again, the smaller the baby, the more you tighten. Babies who are still not able to hold their head up, it is necessary to secure the head with rubber bands provided under the hood.



3.

Place the waist belt around your waist. The position of the waist belt depends on the size of the baby, the smaller the baby, the higher the waist belt needs to be. For instance, in the case of a 3-month-old baby, the waist belt should be placed just below the breasts.



4.

Thread the buckle through safety loop, before fastening it securely. Tighten the strap so that the waist belt fits snugly to your body.



be lenka

5.

Gently pick the baby from the front, place it on your tummy and rest the baby's bum on the waist belt. Now gently push the waist belt between you and the baby.



be lenka


6.

Put the shoulder straps over your arms and, fasten the chest clip at the back and tighten. Tighten the shoulder straps as desired by pulling them forward.



7.

Roll the excess straps and tie them with the elastic bands provided.



8.

You should be able to kiss the baby on its head if the baby has been placed correctly in the carrier.

Thank you for choosing
a **be** lenka product.

Thank you for your purchase and supporting the beautiful act of babywearing. And giving yourself a chance to spend time with your treasure to the fullest. Time flies so fast, and soon your little one won't need your support, so now is the time to enjoy every single moment of nurturing. Feel the beating heart against yours, smell the baby's hair and meditate in a beautiful embrace. These are the moments you will remember forever.

EU Health & Safety standards

The carrier complies with all the health and safety requirements of EN13209-2: 2016 and SSTM F2236-14. The material meets the health and safety requirements of OEKO-TEX Standard 100 certificate and is designed for newborns and babies from 4 kg to max. 20 kg.

Safety instructions:

1. Read the „WARNING: FALL HAZARD and CHOKING HAZARD“ label located on the waist belt carefully.
2. Your balance can be affected by your movement and the child’s movement.
3. Never bend at waist; bend at knees instead.
4. This carrier is not suitable for use during sports activities. e.g. running, cycling, swimming, skiing etc.
5. Before each use, check the condition of the entire carrier and the functionality of all buckles.
6. Make sure the waist belt buckle is engaged and secured, at all times. You will hear a click when closed.
7. To release the buckle, press its both sides at the same time.
8. Never unbuckle the waist belt while the baby is in the carrier.
9. When placing a baby in and out of the carrier, always support the baby with one hand!
10. Constantly monitor your baby and ensure that the mouth and nose remain unobstructed.
11. Allow room for the baby’s head movement.
12. Carry the baby only in face to face position. Do not carry babies in outward-facing position.
13. Keep the baby’s face free from obstructions at all times.
14. Do not strap the baby too tightly against your body.
15. Make sure that the carrier has been set up correctly. Caution: If set up incorrectly, the baby may slip out through the foot opening or the carrier itself.
16. The carrier is not designed, for in-car usage.
17. Do not use the carrier under the influence of alcohol or drugs.
18. The carrier should not be used by individuals who have health issues, especially related to muscles, spine, legs or other physical problems which may interfere with the safe use of the carrier.

Product care instructions:

Use a mild detergent for washing. Fasten all buckles before washing.



Material: 100% Cotton

Lenka's Story

Hi,

I am Lenka, a resident of the beautiful city of Žilina in Slovakia & a working mother of three gorgeous kids.

Be Lenka story started with the birth of my first daughter. I enjoyed holding my baby close and fell in love with babywearing. I tried many different wraps and carriers, and I was not completely satisfied with them as I found them a bit uncomfortable. Out of this necessity, I decided to make baby carriers. A few years after that, Be Lenka is now known for making some of the best baby carriers, wraps and



Lenka Cenigová
Co-founder, Be Lenka

babywearing clothes in the world. We have been able to achieve this by staying true to the core principles of Be Lenka company, which are, safety is the number one priority, use of only the best materials and make products that make the users healthy and happy.

Welcome to #belenkafamily.